

2017 Raytheon MATHCOUNTS National Competition

Monday May 15, 2017 - Orlando, FL

Rank	Student	State	Grade	Rank	Student	State	Grade
1	Robitaille, Luke	TX	7	29	Verma, Rishi	OH	8
2	Cai, Andrew	TX	7	30	An, Joy	WA	6
S	Wang, William	NJ	8	31	Gu, Andrew	CA	7
S	Albright, Jack	CA	7	31	Dong, Derek	VA	8
Q	Wu, Geoffrey	IL	8	33	Chalasani, Vivek	AZ	8
Q	Choi, Reagan	MI	7	34	Ding, Jason	MO	8
Q	Xu, Alex	MI	8	35	Shi, Austin	VA	8
Q	Zhou, Jeremy	TX	8	36	Goodman, Sam	NV	7
P	Liu, Brian	NJ	8	37	Yue, William	MA	7
P	Watson, Holden	GA	8	38	Chheda, Dev	NC	8
P	Li, Kevin	CA	8	39	Jiang, Stephen	MO	8
P	Huang, Andrew	PA	8	40	Frazer, Jake	FL	7
13	Mui, Holden	IL	8	41	Goel, Gopal	OR	8
14	Tran, Coby	OR	8	42	Sharan, Vismay	FL	8
15	Chen, Alan	PA	7	43	Walsh, Noah	OR	8
16	Epstein, Ben	MA	8	44	Xu, Brian	OR	8
17	Li, David	NY	8	45	Lee, David	WA	8
18	Krishna, Chinmay	KS	8	46	Yuan, Daniel	MD	7
19	Yu, Aaron	GA	8	47	Huang, Lucas	OH	8
20	Whyte, Jaedon	FL	7	48	Zhang, Jeffrey	MI	8
21	Hu, David	CA	8	49	Yang, Eric	MA	7
22	Cong, Kevin	NJ	7	50	Goel, Abhinav Mihir	IL	8
23	Thomas, Rahul	CO	8	51	Zhou, Lawrence	GA	8
24	Xia, Daniel	NJ	7	52	Akula, Aditya	OH	8
25	Qian, Timothy	MD	8	53	Rajesh, Kishore	AZ	8
26	Hong, Daniel	WA	8	54	Florin, Sam	CT	8
27	Xiao, Justin	TX	8	55	Camacho, Joseph	NM	7
28	Deng, Timmy	NC	8	56	Yang, Kevin	IA	8

Rank	Team	Rank	Team
1	Texas	13	Kansas
2	New Jersey	14	Maryland
3	California	15	Ohio
4	Georgia	16	Colorado
5	Michigan	17	Arizona
6	Illinois	18	Missouri
7	Oregon	19	New York
8	Massachusetts	20	Connecticut
9	Florida	21	Nevada
10	Washington	22	Indiana
11	Virginia	23	Iowa
12	Pennsylvania		

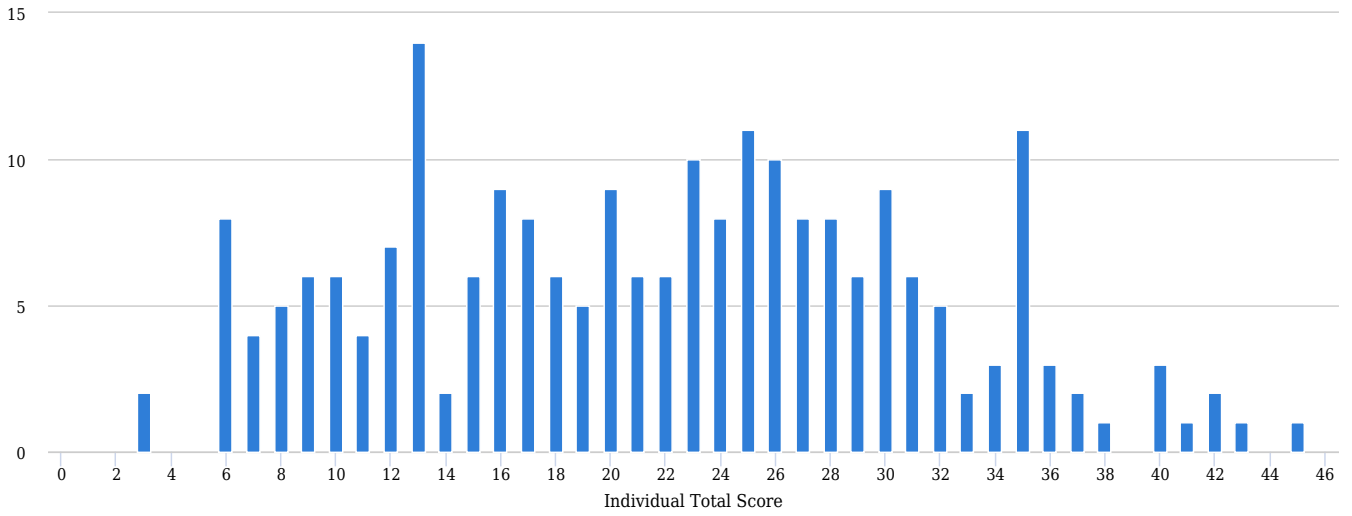
Written Competition Champion - Luke Robitaille, Texas

Written Competition Runner-Up - Geoffrey Wu, Illinois

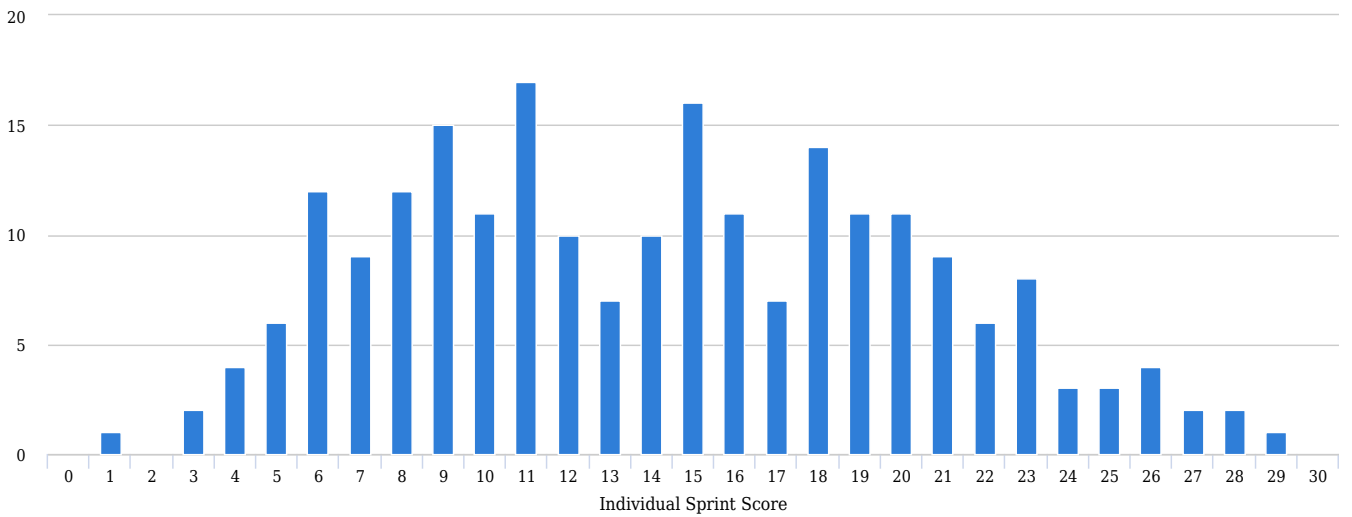
	Indiv. Total	Sprint Score	Target Score	Team Total	Team Round
Minimum	3	1	0	7.5	2
Average	21.78	14.19	7.59	34.74	12.96
Maximum	45	29	16	59.75	20
Std. Dev.	9.34	6.11	3.76	12.31	4.64

Grade	M	F	U	Total
6	11	2	0	13
7	51	15	0	66
8	127	18	0	145
U	0	0	0	0
Total	189	35	0	224

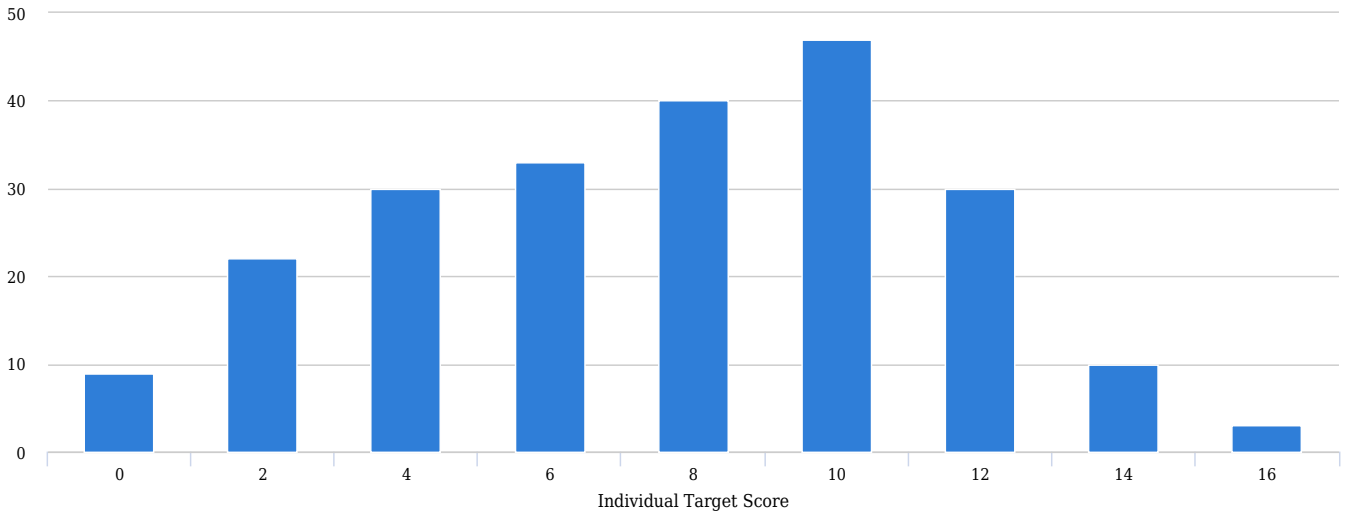
Number of Students per Individual Score



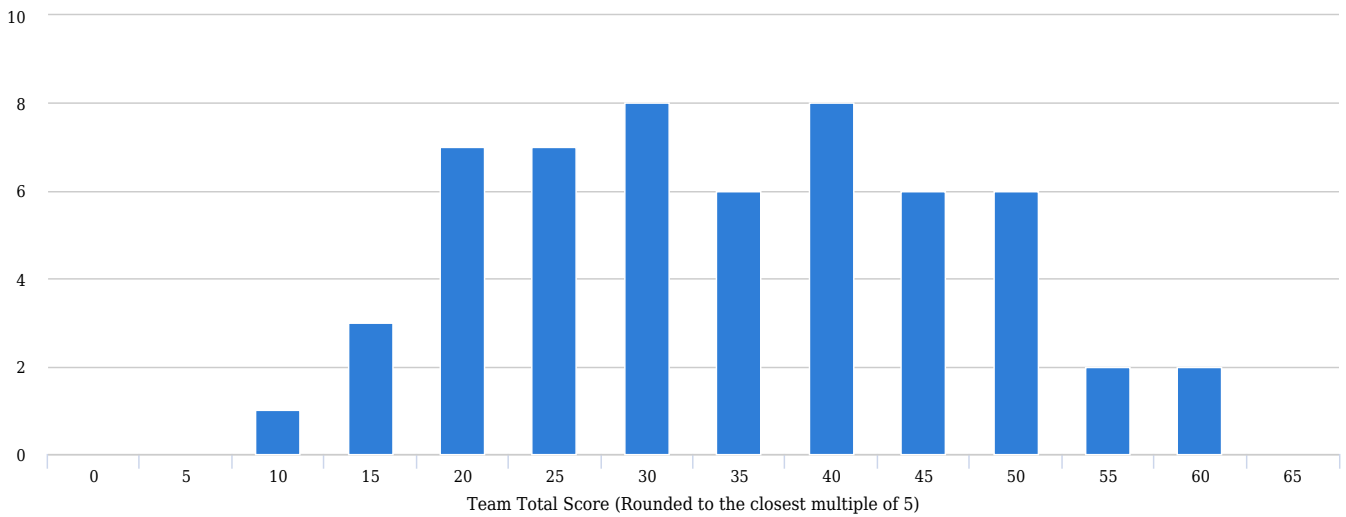
Number of Students per Sprint Score



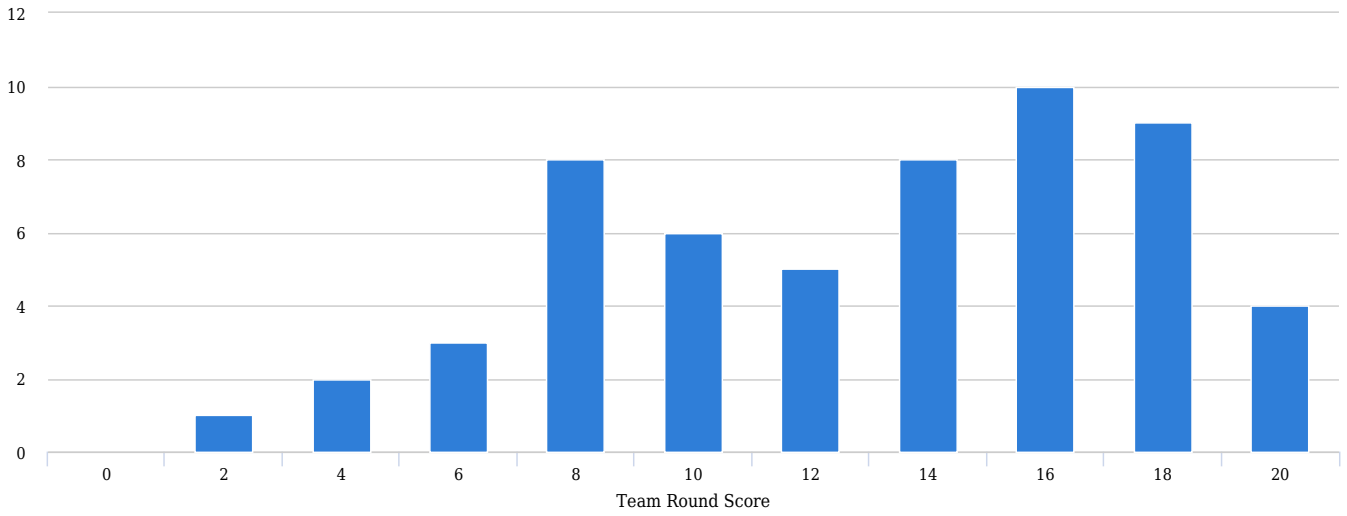
Number of Students per Target Score



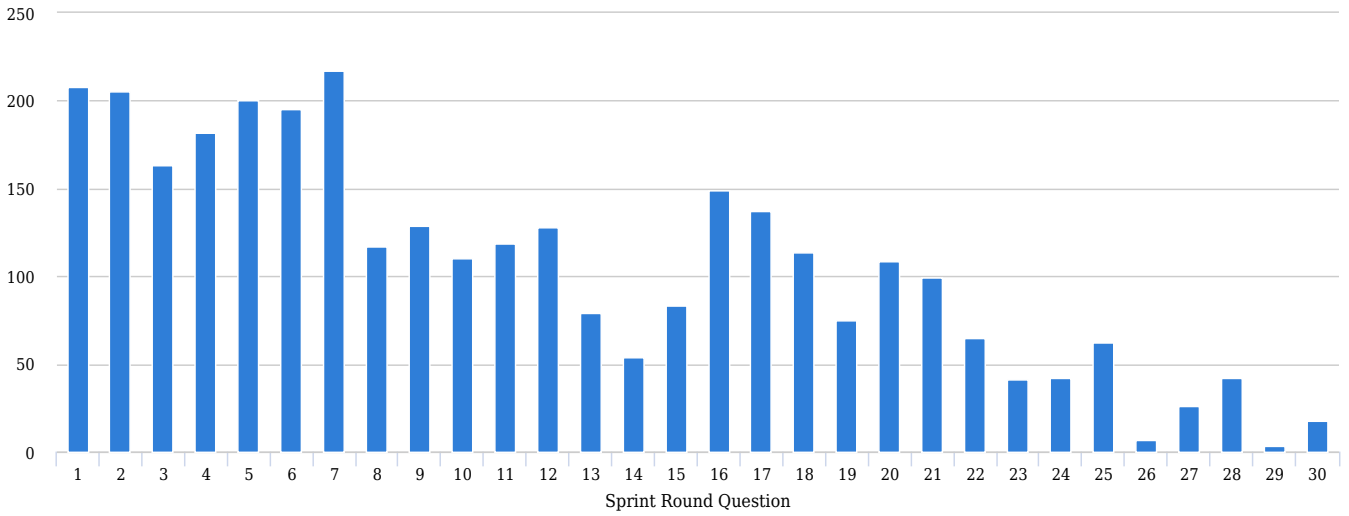
Number of Teams per Team Score



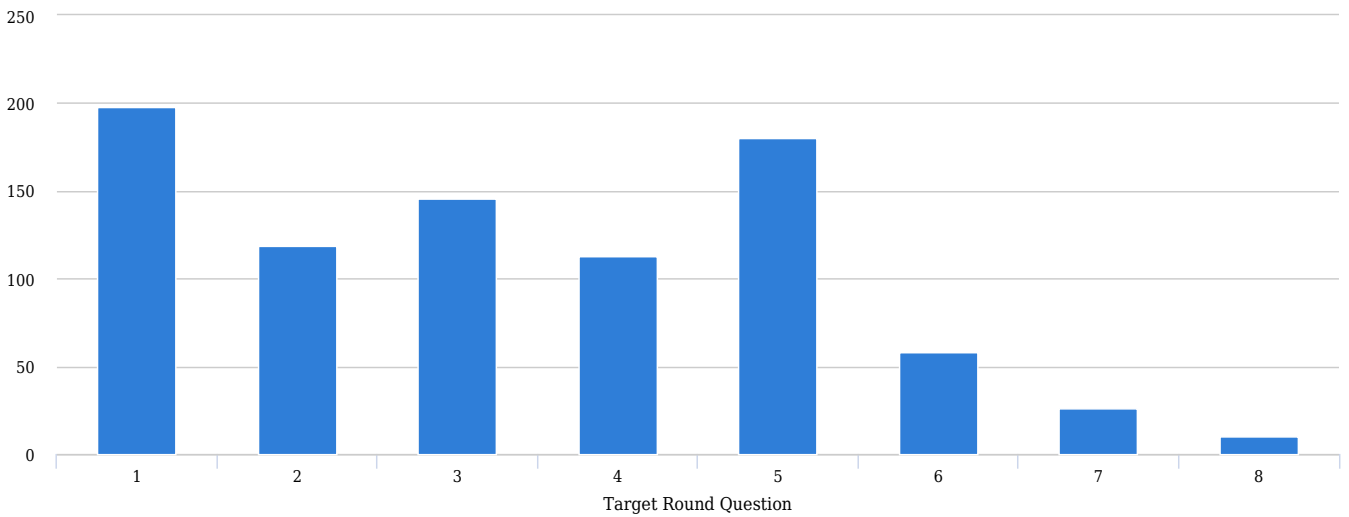
Number of Teams per Team Round Score



Number of Correct Responses



Number of Correct Responses



Number of Correct Responses

